











Safety & Health

Fatalities		2 fatalities in FY17 against target of 0 2 fatalities in FY16
All Worker Recordable Case Rate		0.39 in FY17 against target of ≤ 0.37 Performance in FY16 was 0.37
Lost Work Day Rate		3.0 in FY17 against target of ≤ 4.0 Performance in FY16 was 4.5
Distribution Incidents	 	3 severity 2+ incidents under Orica control in FY17 against a target of ≤ 3 Performance in FY16 was 1 12 severity 2+ incidents under contractor control in FY17 against a target of ≤ 8 Performance in FY16 was 12

Environment




Environmental Incidents*		0 severity 3+ environmental incidents for FY17 Performance in FY16 was 0
Greenhouse Gas Emission Intensity		Company-wide climate change position developed and released in FY17 including setting of metrics and FY18 targets
Fresh Water Consumption Intensity		1.53kL/t against a target of 1.6kL/t in FY17 Performance in FY16 was 1.52kL/t

Community

Community Stakeholders		> 80% of site stakeholder plans implemented through centralised reporting tool
Community Partnership Programs		> 90% of funded initiatives progressed to plan

People

Women In Senior Management		> 20% in FY17 Performance remains on target for 25% by 2020
----------------------------	---	--

-  Target Achieved
-  Limited Progress Made
-  Not Achieved

* Severity definitions can be found on page 43.